

Homework Motivation and Tips for Parents to Support a Successful Year for Their Children



NWSC PTA

District 15 Department of Instruction




Fast Facts

- Introductions
- What is it and why?
- How much, how often?
- Seeking your child's input



Homework Skills are Life Skills

- Organization-check list, assignment notebook
- Time management-how much time needed
- Coping skills-perseverance, frustration tolerance, knowing when to take breaks
- Consequences-good or bad depending on choice



HOMWORK SUCCESS WITH MULTIPLE CHILDREN



CINDY WONG, LCSW
SCHOOL SOCIAL WORKER

Quick Tips for Success

- Design a time and place
- Provide needed materials
- Set expectations as a family
- Take an interest in your children's assignments
- Be available
- Have children assist each other
- Expect and accept variances in each child's abilities
- Consider homework their private business
- Give them a break
- Provide praise and reward
- Review the completed assignment
- Know where to turn for additional help





Parenting Help for Homework Struggles



Dr. Kathy Pluymert
RTI/PBIS Coordinator




Homework Headaches...

- Here are some typical struggles that we as parents face with children and homework:



- Sally is a procrastinator, she puts everything off until the last minute and then it's a crisis....
- George brings home the wrong books (or no books), doesn't know what his homework is, or says he doesn't have any. The teacher calls and says he doesn't do any of the homework assigned
- Charlie doesn't understand the homework that is assigned




General Principles to Remember

- Students who struggle with homework need increased structure and feedback from you while learning new study and homework habits
- It takes at least 4-6 weeks to establish new habits
- Expect fluctuation in your child's ability to apply new skills as there are changes in:
 - classroom expectations
 - extra curricular activities
 - family patterns or schedules



Prompting Procrastinators: Getting Started and Developing Stamina

- Break homework into smaller parts or sections that can be completed in 10-15 minutes - depending on the age of your child
- Do the harder or least favorite tasks first
- Take a short break, or celebrate small victories when each job is done
- Use a timer or digital clock to structure work and break times



Organizing...



- Have regular communication system between home and school to ensure everyone knows what has to be done when
- Home and school **shares responsibility** to check in and check out **every day** to be sure student has all needed materials, books and assignment sheet or notebook (including signed notebook)
- Develop a predictable pattern and places for “stuff” – A disorganized child will undo this in a matter of minutes, but it helps parents cope until student develops some skill. Don’t give up!!!
- Reward small victories and gradually release responsibility. Remember, if this is a pattern for the child across settings, this will fluctuate over time.. it’s rarely learned and “done”

Supporting a Struggling Learner

- Homework is designed to be independent practice of skills already learned, not to learn new ones...
- If your child does not seem to understand homework try these steps:
 - Work with your child to check to see if he needs to be reassured or really does not understand
 - Provide some guidance to see if a little extra support helps
- If your child is not understanding on more than a few isolated homework assignments, please contact the teacher to arrange for a meeting. Together you can discuss additional support he or she may need at school.

How Can Technology Help

- <http://sites.google.com/a/ccsd15.net/homework/>
- When to use
- Nothing is a stand alone
- Where to look

